

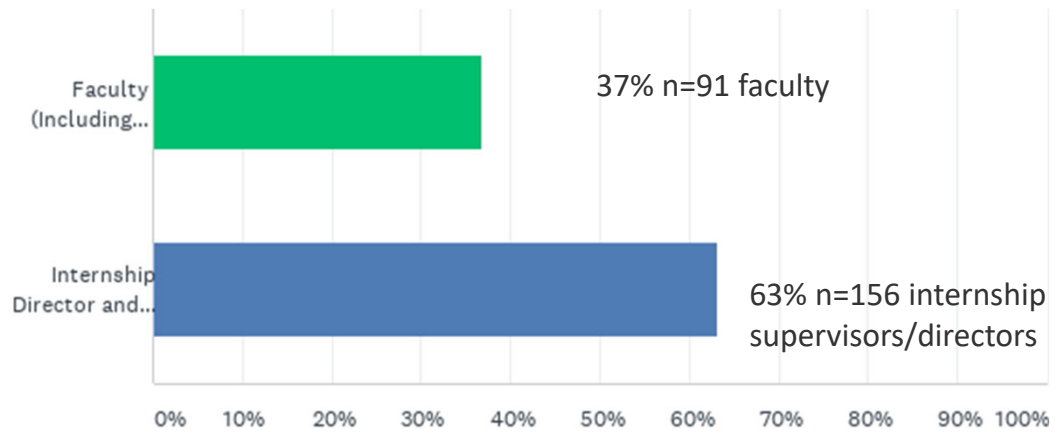
COVID-19 and Music Therapy Clinical Training Survey to Faculty and Clinical Supervisors/Internship Directors

Thursday, March 18, 2021

Powered by  SurveyMonkey®

This is the COVID-19 Task Force survey conducted of faculty and clinical supervisors in cooperation with the Faculty Forum and relevant AMTA committees.

Who responded n=246

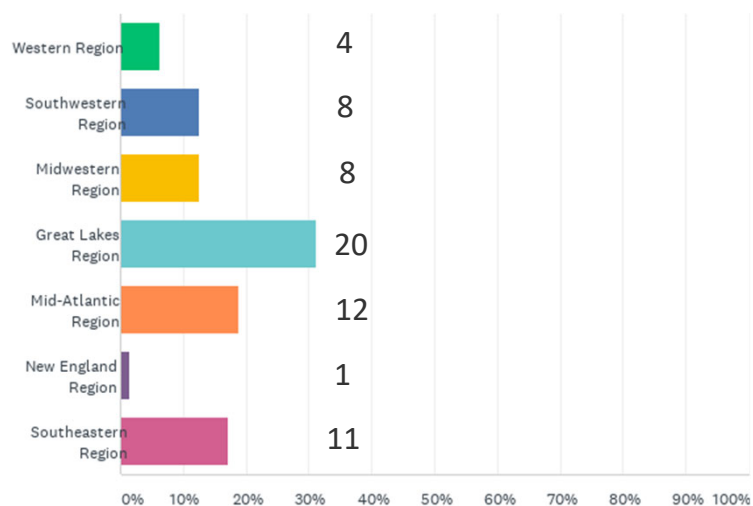


Powered by  SurveyMonkey

246 responded
91 (37%) faculty
156 (63% clinical supervisors and/or internship directors)

Faculty members' region associated w/ academic affiliation.

Answered: 64

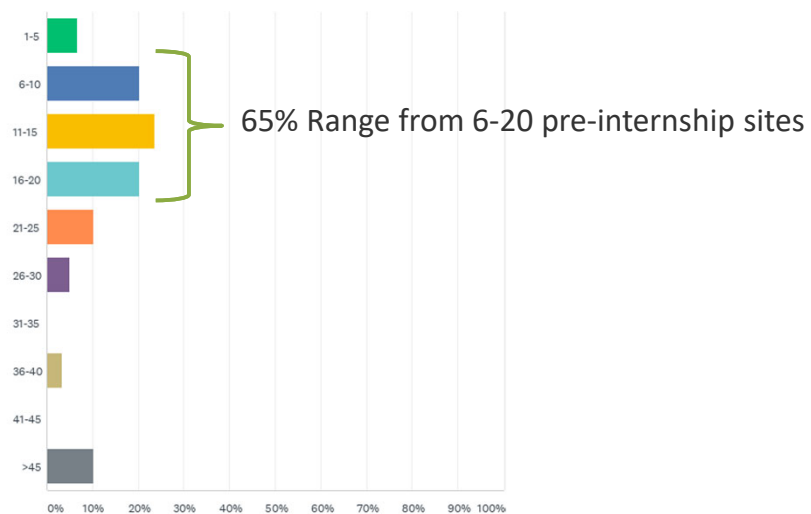


Powered by  SurveyMonkey

Faculty members responded represented all seven regions with Great Lakes region with the most responders (20)
64 responded to this question.

Pre-pandemic: How many pre-internship sites?

Answered: 59

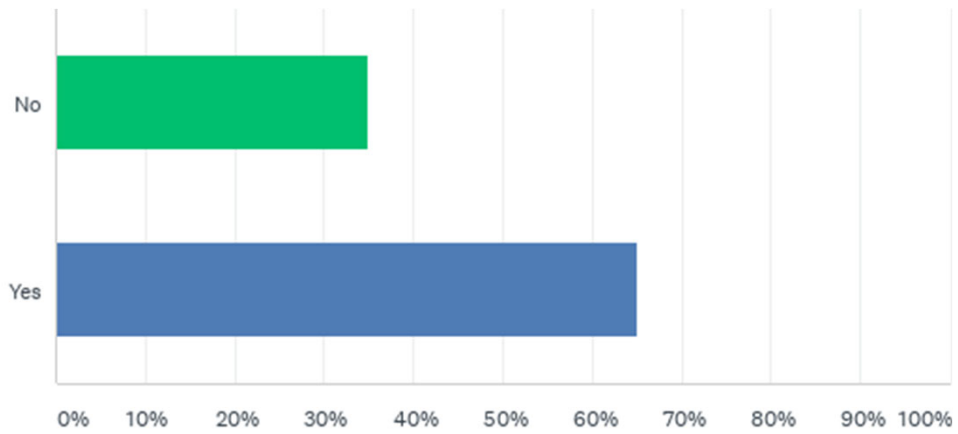


Powered by  SurveyMonkey

Academic sites range in the number of pre-internship sites they supported before the pandemic with 65% of responders (n=5()) noting a range of 6 to 20 sites.

65% Having trouble finding/securing pre-internship sites

Answered: 60

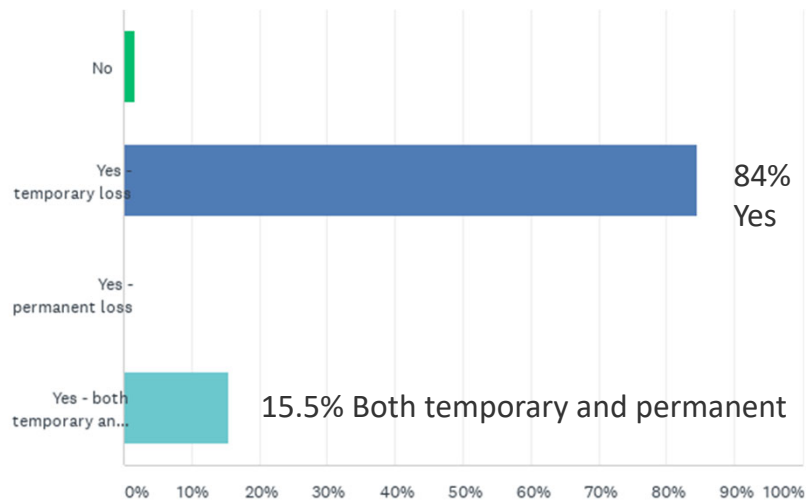


Powered by  SurveyMonkey

65% of faculty reported difficulty in finding/securing pre-internship sites

Have you lost any pre-internship sites due to COVID-19 restrictions?

Answered: 58



Powered by  SurveyMonkey

84% reporting temporary loss of pre-internship sites due to COVID-19 restrictions

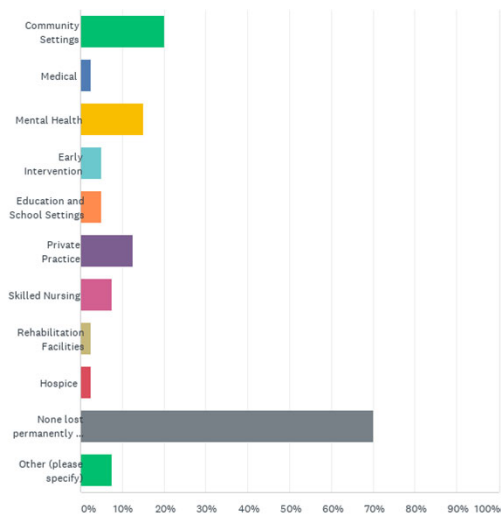
Types of pre-internship settings/populations permanently lost/closed

Answered: 40 (44% responded)

Range 0-70% loss
Avg. 21% loss

70% (28) said none
lost permanently

Several noted
uncertainty if there
will be permanent
losses or not.



Powered by  SurveyMonkey

Permanently lost pre-internship sites ranged in type if site but community-based sites, mental health sites, private practice, and nursing home sites tended to be noted as lost/closed.

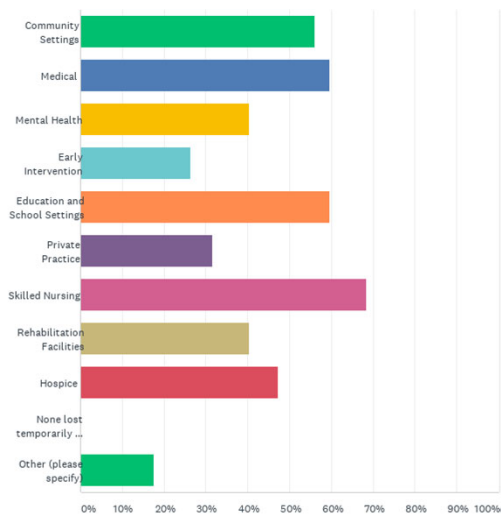
Most noted site losses were not believed to be permanent.

Types of pre-internship settings/populations temporarily closed

Answered: 57

Note private practice had to pivot/shift/diversify to sustain business. Early intervention was essential early on in pandemic.

Other: SUDs; varied by settings' abilities to support telehealth

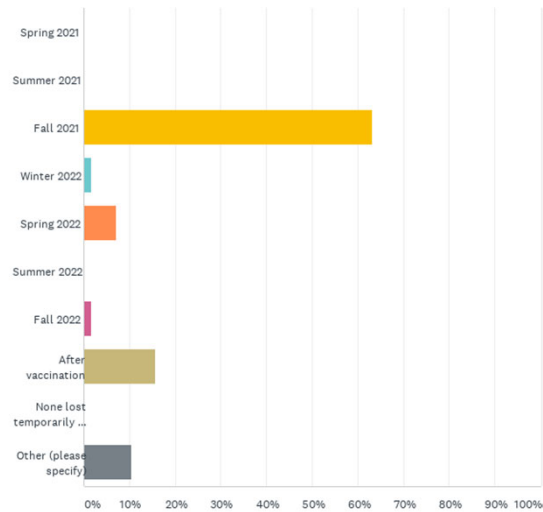


Powered by  SurveyMonkey

Other:
SUD
Ind. Clients w/o technology
Senior continuum of care campus/facilities

If you have temporarily lost pre-internship sites, when do you anticipate that the majority of sites will return ?

Answered: 57



Powered by  SurveyMonkey

Other:

Not sure, unknown

Hopeful for Fall 2021

Much uncertainty remained at the time of this survey.

Q11: If you have temporarily lost pre-internship sites, when do you anticipate that the majority of sites will return ?

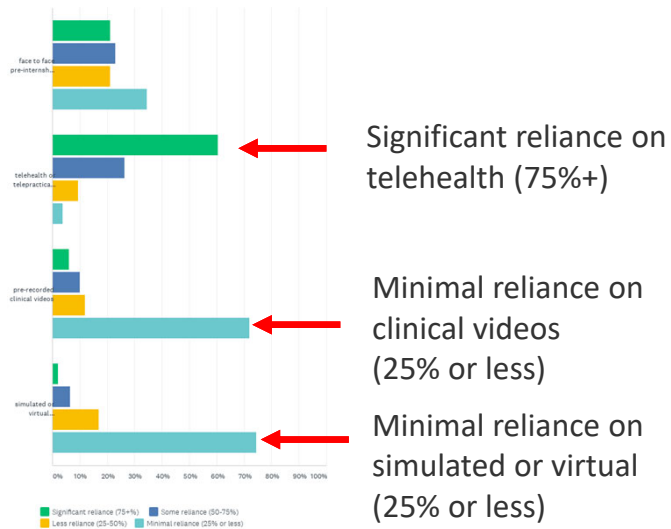
Answered: 57 Skipped: 190

ANSWER CHOICES	RESPONSES	
Spring 2021	0.00%	0
Summer 2021	0.00%	0
Fall 2021	63.16%	36
Winter 2022	1.75%	1
Spring 2022	7.02%	4
Summer 2022	0.00%	0
Fall 2022	1.75%	1
After vaccination	15.79%	9
None lost temporarily - N/A	0.00%	0
Other (please specify)	10.53%	6
TOTAL		57

Powered by  SurveyMonkey

In thinking about pre-internship hours for your students at this time, indicate your relative reliance on each option on the scale expressed as a percentage, overall, for your students' pre-internship clinical hours.

Answered: 54



Powered by SurveyMonkey

Q15. In thinking about pre-internship hours for your students at this time, indicate your relative reliance on each option on the scale expressed as a percentage, overall, for your students' pre-internship clinical hours.

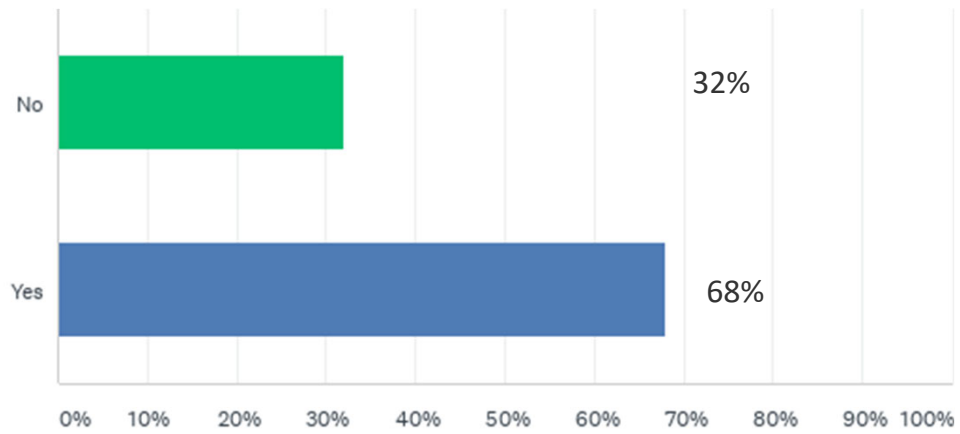
Answered: 54 Skipped: 193

	SIGNIFICANT RELIANCE (75+%)	SOME RELIANCE (50-75%)	LESS RELIANCE (25-50%)	MINIMAL RELIANCE (25% OR LESS)	TOTAL
face to face pre- internship clinical experiences	21.15% 11	23.08% 12	21.15% 11	34.62% 18	52
telehealth or telepractica pre- internship clinical experiences	60.38% 32	26.42% 14	9.43% 5	3.77% 2	53
pre-recorded clinical videos	6.00% 3	10.00% 5	12.00% 6	72.00% 36	50
simulated or virtual clinical experiences	2.13% 1	6.38% 3	17.02% 8	74.47% 35	47

Powered by  SurveyMonkey

Are students having trouble securing internship placements?

Answered: 50 (55%)



Powered by  SurveyMonkey

32% reported students having trouble securing internship placements

Q15: Are students having trouble securing internship placements?

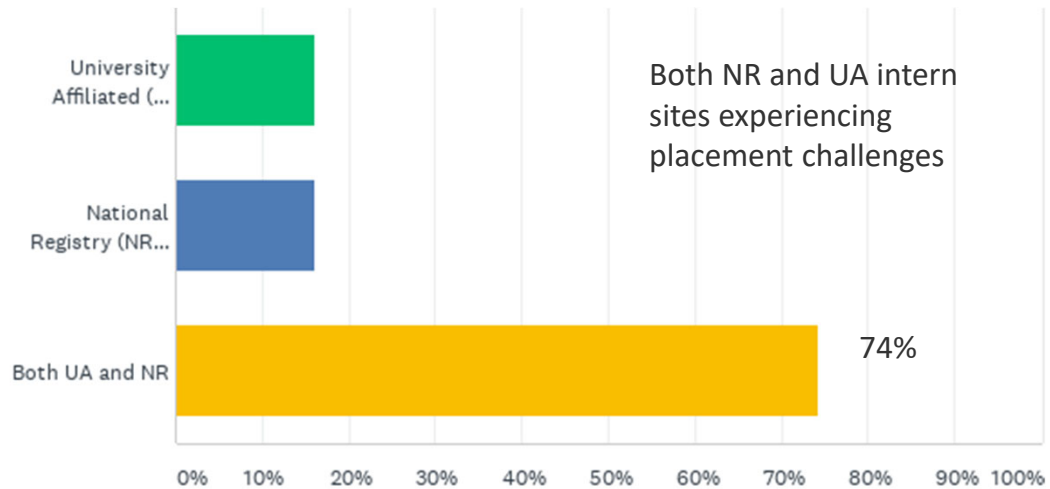
Answered: 50 Skipped: 197

ANSWER CHOICES	RESPONSES	
No	32.00%	16
Yes	68.00%	34
TOTAL		50

Powered by  SurveyMonkey

**You indicated students have difficulty securing internship placements.
Check which model(s) are affected.**

Answered: 31



Powered by  SurveyMonkey

Of those indicating difficulty in internship placements both University Affiliated and Registry internships presented challenges.

Q16: You indicated students have difficulty securing internship placements. Check which model(s) are affected.

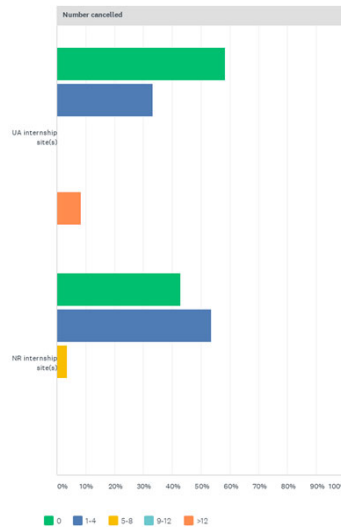
Answered: 31 Skipped: 216

ANSWER CHOICES	RESPONSES	
University Affiliated (UA) internship site(s)	16.13%	5
National Registry (NR) internship site(s)	16.13%	5
Both UA and NR	74.19%	23
Total Respondents: 31		

Powered by  SurveyMonkey

Q17: For each category of internship (University affiliated [UA] or National Registry [NR]), indicate the number of students affected by internship cancellation, pause/on hold, and accepted but delayed start date.

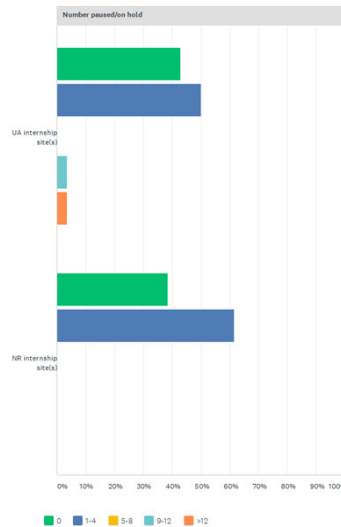
Answered: 41



0 to 4 students --
most common
response for both UA
and NR internship
types

Q17. For each category of internship (University affiliated [UA] or National Registry [NR]), indicate the number of students affected by internship cancellation, pause/on hold, and accepted but delayed start date.

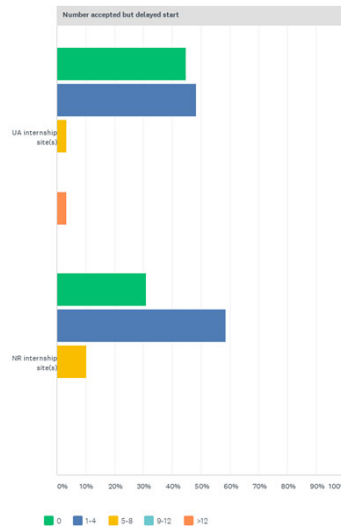
Answered: 41



Powered by  SurveyMonkey

Q17. For each category of internship (University affiliated [UA] or National Registry [NR]), indicate the number of students affected by internship cancellation, pause/on hold, and accepted but delayed start date.

Answered: 41 Skipped: 206



Powered by SurveyMonkey

For each category of internship (University affiliated [UA] or National Registry [NR]), indicate the number of students affected by internship cancellation, pause/on hold, and accepted but delayed start date.

Answered: 41

- AMTA does not have access to data on the current number of UA internships
- If you look at NR only, there are 172 sites per Jane Creagan
- 172 is our denominator
- This chart shows 31 students (or 18% of NR sites) not cancelled, paused, or accepted but delayed
- A min. of 99 students were cancelled, paused or delayed after acceptance
- ~82% students have been affected based on this sample of responses

Number cancelled						
	0	1-4	5-8	9-12	>12	TOTAL
UA internship site(s)		33.33% 8	0.00% 0	0.00% 0	8.33% 2	24
NR internship site(s)		53.57% 15	3.57% 1	0.00% 0	0.00% 0	28
Number paused/on hold						
	0	1-4	5-8	9-12	>12	TOTAL
UA internship site(s)	42.86% 12	50.00% 14	0.00% 0	3.57% 1	3.57% 1	28
NR internship site(s)	38.46% 10	61.54% 16	0.00% 0	0.00% 0	0.00% 0	26
Number accepted but delayed start						
	0	1-4	5-8	9-12	>12	TOTAL
UA internship site(s)		48.28% 14	3.45% 1	0.00% 0	3.45% 1	29
NR internship site(s)		58.62% 17	10.34% 3	0.00% 0	0.00% 0	29

NR only ~20+

NR only ~16+

NR only ~32+

Powered by  SurveyMonkey

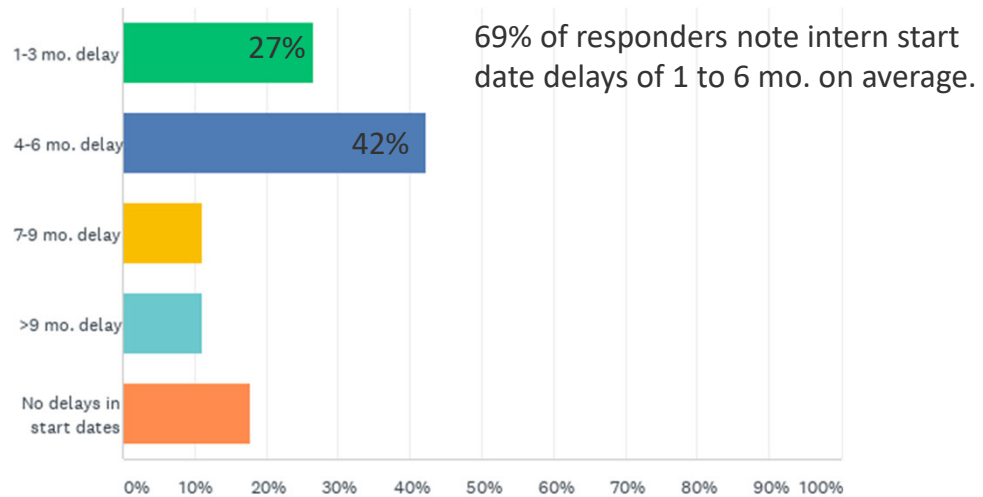
AMTA does not have access to data on the current number of University Affiliated (UA) internships

If you look at National Registry sites only, there are 172 sites per Jane Creagan. 172 is our denominator, therefore.

This chart shows 31 students (or 18% of NR sites) not cancelled, paused, or accepted but delayed while a minimum of 99 students were cancelled, paused or delayed after acceptance. So roughly 82% students have been affected based on this sample of 41 faculty.

For internship eligible students, indicate the average amount of delay for internship start dates that students are experiencing.

Answered: 45



Powered by  SurveyMonkey

69% of responders note intern start date delays of 1 to 6 mo. On average.

Q18: For internship eligible students, indicate the average amount of delay for internship start dates that students are experiencing.

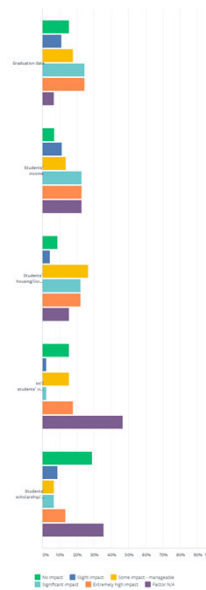
Answered: 45 Skipped: 202

ANSWER CHOICES	RESPONSES	
1-3 mo. delay	26.67%	12
4-6 mo. delay	42.22%	19
7-9 mo. delay	11.11%	5
>9 mo. delay	11.11%	5
No delays in start dates	17.78%	8
Total Respondents: 45		

Powered by  SurveyMonkey

Q19: Overall, indicate the relative impact of delays in internship start dates on each factor, below.

Answered: 45



Powered by SurveyMonkey

Overall, indicate the relative impact of delays in internship start dates on each factor, below.

Answered: 45

	NO IMPACT	SLIGHT IMPACT	SOME IMPACT - MANAGEABLE	SIGNIFICANT IMPACT	EXTREMELY HIGH IMPACT	FACTOR N/A	TOTAL
Graduation date	15.56% 7	11.11% 5	17.78% 8	24.44% 11	24.44% 11	6.67% 3	45
Students' income	6.82% 3	11.36% 5	13.64% 6	22.73% 10	22.73% 10	22.73% 10	44
Students' housing/living arrangements	8.89% 4	4.44% 2	26.67% 12	22.22% 10	22.22% 10	15.56% 7	45
Int'l students' visa status	15.56% 7	2.22% 1	15.56% 7	2.22% 1	17.78% 8	46.67% 21	45
Students' scholarship/fellowship status	28.89% 13	8.89% 4	6.67% 3	6.67% 3	13.33% 6	35.56% 16	45

Variable interpretation of Q. by faculty is a consideration but impact appears most affecting graduation dates, students' income earning potential, and housing arrangements. Int'l student visa status and scholarships had some impact but less so but reflects lower absolute numbers of students on visas or scholarship also

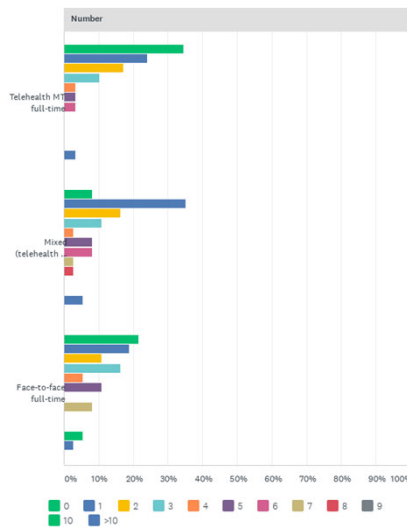
Powered by  SurveyMonkey

Interpretation of aspects of this question by faculty is a consideration but impact of internship delays appears to be most affecting graduation dates, students' income earning potential, and their housing arrangements.

Int'l student visa status and scholarships had some impact but less so than the other factors. That could, perhaps, be reflecting lower numbers of students on visas or scholarship

Q21: Indicate the number of student interns currently working in each category of internship delivery (Full-time telehealth, mixed telehealth + face-to-face, and face-to-face only).

Answered: 43



Telehealth FT

Mixed

Face to face FT

Indicate the number of student interns currently working in each category of internship delivery (Full-time telehealth, mixed telehealth + face-to-face, and face-to-face only).

Answered: 43

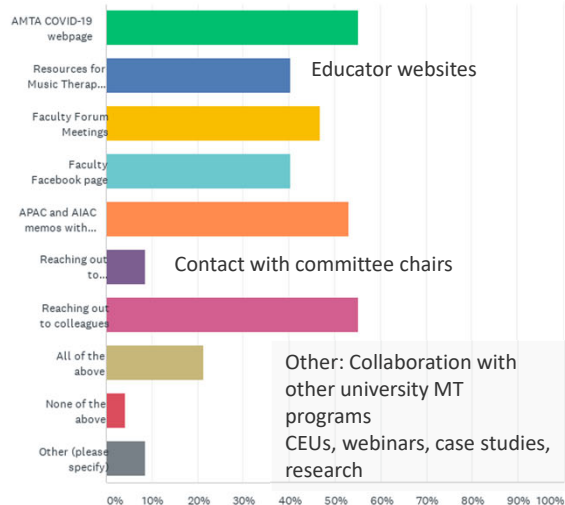
Number	0	1	2	3	4	5	6	7	8	9	10	>10	TOTAL
Telehealth MT full-time	34.48% 10	24.14% 7	17.24% 5	10.34% 3	3.45% 1	3.45% 1	3.45% 1	0.00% 0	0.00% 0	0.00% 0	0.00% 0	3.45% 1	29
Mixed (telehealth + face-to-face)	8.11% 3	35.14% 13	16.22% 6	10.81% 4	2.70% 1	8.11% 3	8.11% 3	2.70% 1	2.70% 1	0.00% 0	0.00% 0	5.41% 2	37
Face-to-face full-time	21.62% 8	18.92% 7	10.81% 4	16.22% 6	5.41% 2	10.81% 4	0.00% 0	8.11% 3	0.00% 0	0.00% 0	5.41% 2	2.70% 1	37

Powered by  SurveyMonkey

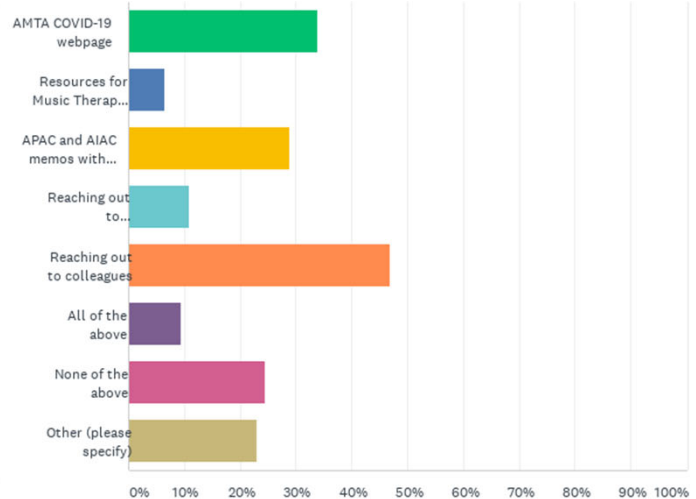
Mixed telehealth and face-to-face led as far as the number of student interns in this mode. However, full time telehealth and some face-to-face full time still exist in lesser presence.

Which resources have you utilized to help your students meet pre-internship and/or internship hours?

Answered: 47 Faculty



Answered: 139 Internship Directors/Clinical Supv.



Powered by SurveyMonkey

Faculty and Clinical Supervisors make use of many sources to help students meet pre-internship or internship hours including peer networking, AMTA resources, and related resources are all used.

Other: Collaboration with other university MT programs
CEUs, webinars, case studies, research

Q22: Which resources have you utilized to help your students meet pre-internship and internship hours? [Choose all that apply]

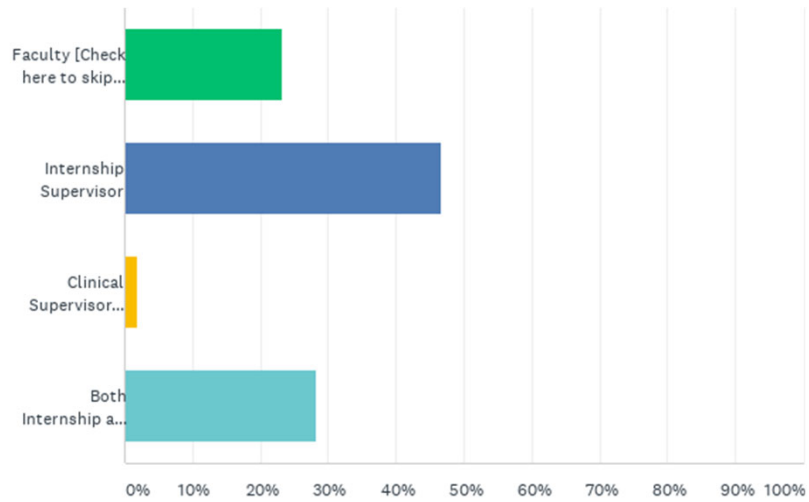
Answered: 47 Skipped: 200

ANSWER CHOICES	RESPONSES	
AMTA COVID-19 webpage	55.32%	26
Resources for Music Therapy Educators website	40.43%	19
Faculty Forum Meetings	46.81%	22
Faculty Facebook page	40.43%	19
APAC and AIAC memos with guidance for Education and Clinical Training Documents	53.19%	25
Reaching out to chairs/members of APAC and AIAC	8.51%	4
Reaching out to colleagues	55.32%	26
All of the above	21.28%	10
None of the above	4.26%	2
Other (please specify)	8.51%	4
Total Respondents: 47		

Powered by  SurveyMonkey

Supervisors and Intern Supervisors: indicate your role(s) once again to proceed with the next section. Faculty will be moved to the end and may submit their reponses. Thank you!

Answered: 206 Skipped: 41



Powered by  SurveyMonkey

Supervisors and intern Supervisors. Indicate your role(s) once again to proceed with the next section. Faculty will be moved to the end and may submit their reponses. Thank you!

Answered: 206 Skipped: 41

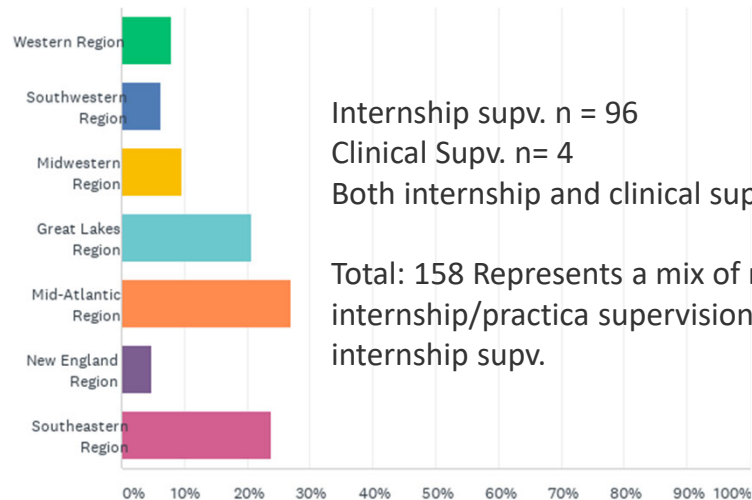
ANSWER CHOICES	RESPONSES	
Faculty [Check here to skip to end and submit]	23.30%	48
Internship Supervisor	46.60%	96
Clinical Supervisor (pre-internship)	1.94%	4
Both Internship and Clinical Supervisor	28.16%	58
TOTAL		206

Powered by  SurveyMonkey

Please indicate your region from the drop down box.

Questions and Response Data Hereafter Are From Clin. Supv./Internship Directors

Answered: 63 Skipped: 184



Internship supv. n = 96

Clinical Supv. n= 4

Both internship and clinical supv. n = 58

Total: 158 Represents a mix of nonfaculty pre-internship/practica supervision as well as internship supv.

Powered by SurveyMonkey

This slide notes the breakdown by region of clinical supervisors (4), internship supervisors (96), and persons who are both clinical supervisors and intern supervisors (58). All regions represented with most responding in Mid-atlantic Region and SE Region.

Q26: Please indicate your region from the drop down box.

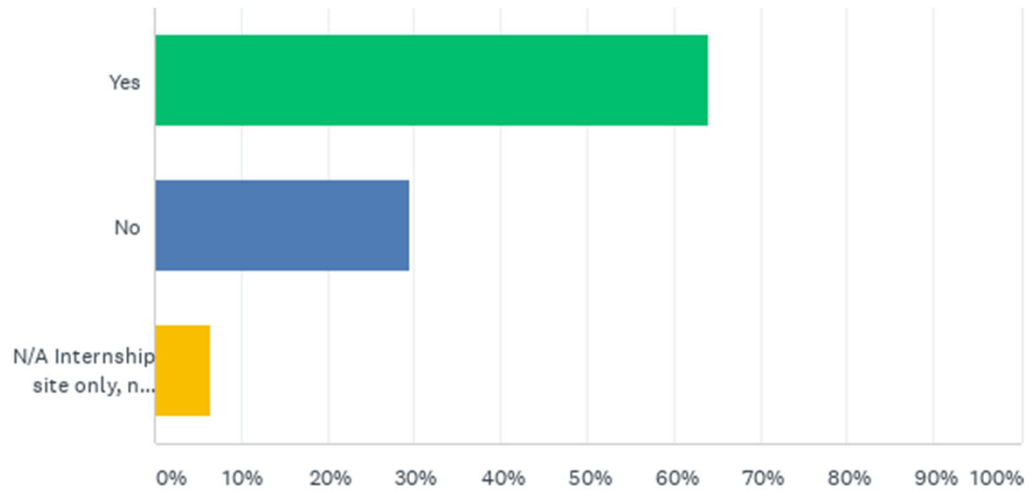
Answered: 63 Skipped: 184

ANSWER CHOICES	RESPONSES	
Western Region	7.94%	5
Southwestern Region	6.35%	4
Midwestern Region	9.52%	6
Great Lakes Region	20.63%	13
Mid-Atlantic Region	26.98%	17
New England Region	4.76%	3
Southeastern Region	23.81%	15
TOTAL		63

Powered by  SurveyMonkey

Are COVID-19 restrictions at your facility limiting the number of in-person pre-internship students you can take?

Answered: 61



Powered by  SurveyMonkey

Just over 60% of clinical supervisors (n=61 responded) believe COVID-19 restrictions are limited the number of in-person pre-internship students.

Q27: Are COVID-19 restrictions at your facility limiting the number of in-person pre-internship students you can take?

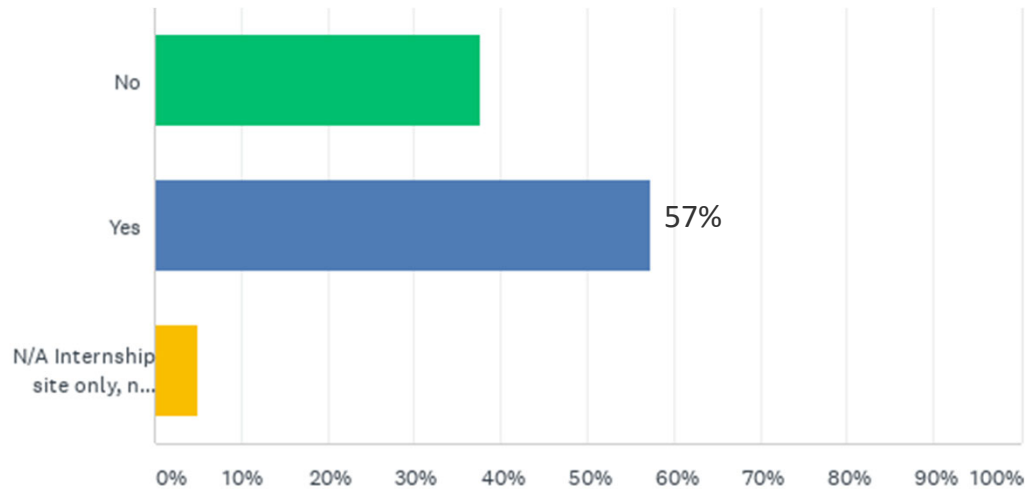
Answered: 61 Skipped: 186

ANSWER CHOICES	RESPONSES	
Yes	63.93%	39
No	29.51%	18
N/A Internship site only, no pre-internship students	6.56%	4
TOTAL		61

Powered by  SurveyMonkey

Are COVID-19 restrictions currently preventing you from hosting in-person pre-internship students?

Answered: 61



Powered by  SurveyMonkey

57% noted COVID-19 restrictions currently prevent clinical supv/internship directors from hosting in-person pre-internship students.

A few responded they are an intern site only and do not take pre-internship students.

Q28: Are COVID-19 restrictions currently preventing you from hosting in-person pre-internship students?

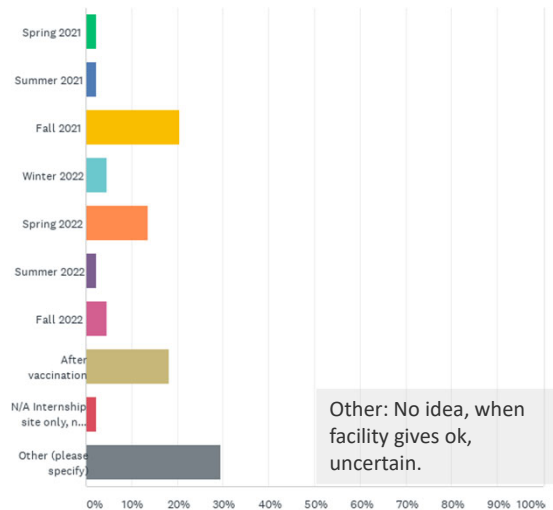
Answered: 61 Skipped: 186

ANSWER CHOICES	RESPONSES	
No	37.70%	23
Yes	57.38%	35
N/A Internship site only, no practicum students	4.92%	3
TOTAL		61

Powered by  SurveyMonkey

If you have reduced in-person practica, when do you anticipate that face to face practica will return to pre-pandemic levels?

Answered: 44



Powered by SurveyMonkey

Most are hoping to have face to face MT services back up in Fall 2021 and many note after vaccinations. There is a good bit of uncertainty and variation in response to this question. Other: No idea, when facility gives ok, uncertain.

Q30: If you have reduced in-person practica, when do you anticipate that face to face practica will return to pre-pandemic levels?

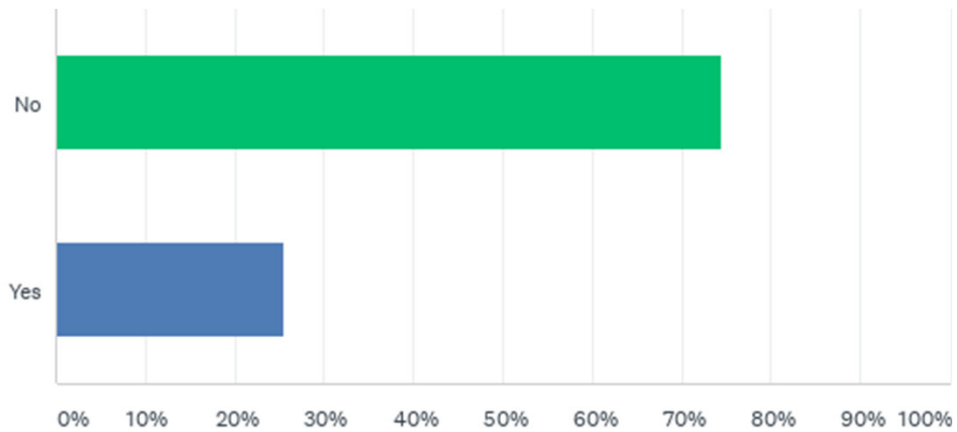
Answered: 44 Skipped: 203

ANSWER CHOICES	RESPONSES	
Spring 2021	2.27%	1
Summer 2021	2.27%	1
Fall 2021	20.45%	9
Winter 2022	4.55%	2
Spring 2022	13.64%	6
Summer 2022	2.27%	1
Fall 2022	4.55%	2
After vaccination	18.18%	8
N/A Internship site only, no practicum students	2.27%	1
Other (please specify)	29.55%	13
TOTAL		44

Powered by  SurveyMonkey

Would you be able to offer new/additional *in-person* observations or practica for students who need clinical training?

Answered: 47



Powered by  SurveyMonkey

This question asks if clinical supervisors at sites or internship directors might be able to offer new or added in-person observations for practice students needing clinical training. Over 70% said no but ~25% said yes.

Q31: Would you be able to offer new/additional in-person observations or practica for students who need clinical training?

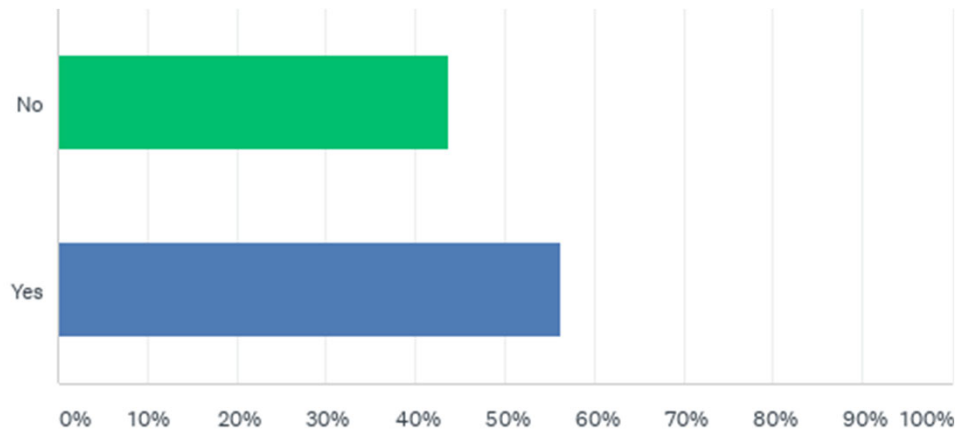
Answered: 47 Skipped: 200

ANSWER CHOICES	RESPONSES	
No	74.47%	35
Yes	25.53%	12
TOTAL		47

Powered by  SurveyMonkey

Are you able to do *telehealth* for/with pre-internship students?

Answered: 55



Powered by  SurveyMonkey

~57% said they are able to fo telehealth for/with pre-internship students.

Q33: Are you able to do telehealth for/with pre-internship students?

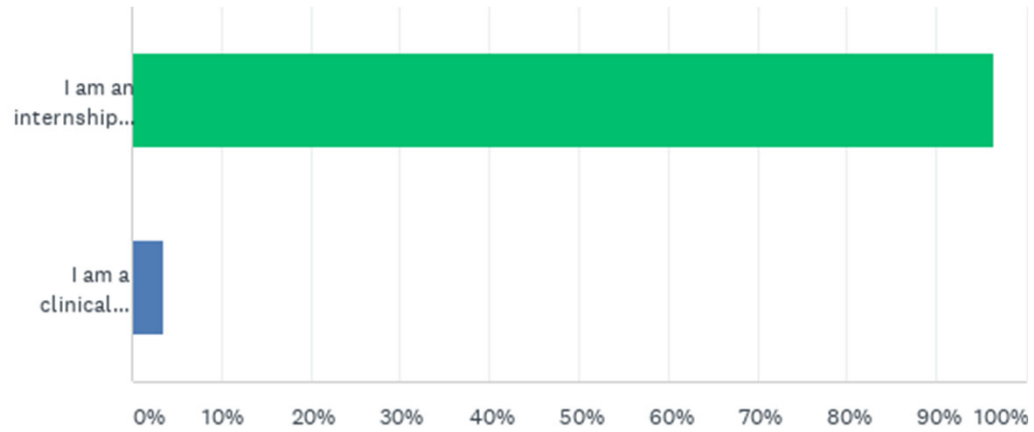
Answered: 55 Skipped: 192

ANSWER CHOICES	RESPONSES	
No	43.64%	24
Yes	56.36%	31
TOTAL		55

Powered by  SurveyMonkey

Please indicate your role, once again, and the survey will move clinical supervisors (who do not supervise interns) to the end and intern supervisors to questions about internship sites. Thank you.

Answered: 55 Skipped: 192



Powered by  SurveyMonkey

Please indicate your role, once again, and the survey will move clinical supervisors (who do not supervise interns) to the end and intern supervisors to questions about internship sites. Thank you.

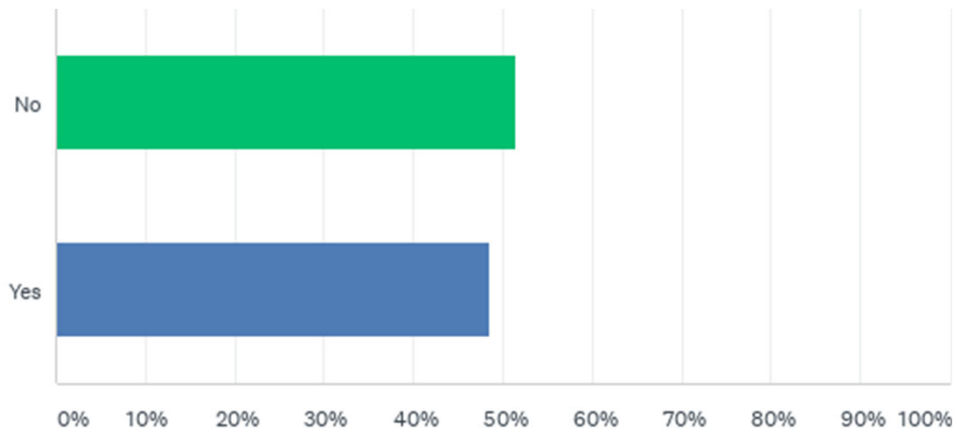
Answered: 55 Skipped: 192

ANSWER CHOICES	RESPONSES	
I am an internship supervisor (or director)	96.36%	53
I am a clinical supervisor for pre-internship MT students	3.64%	2
TOTAL		55

Powered by  SurveyMonkey

Have you (internship supv) had to change your start date for new interns due to the pandemic?

Answered: 142



Powered by  SurveyMonkey

Almost 50% of responders said they had to change start dates for new interns due to the pandemic.

Q38: Have you had to change your start date for new interns due to the pandemic?

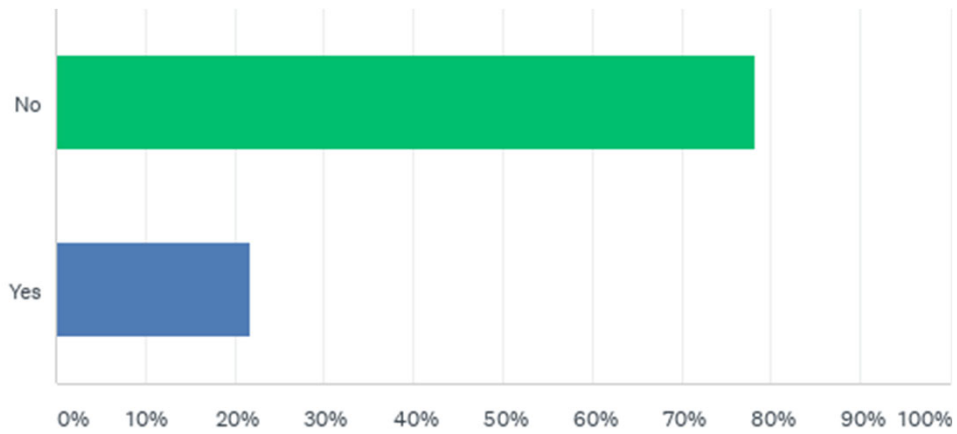
Answered: 142 Skipped: 105

ANSWER CHOICES	RESPONSES	
No	51.41%	73
Yes	48.59%	69
TOTAL		142

Powered by  SurveyMonkey

Have you had to place your internship program on inactive status/suspend temporarily?

Answered: 142



Powered by  SurveyMonkey

A little over 20% had to place their internship program on inactive status/suspend temporarily.

Q39: Have you had to place your program on inactive status/suspend temporarily?

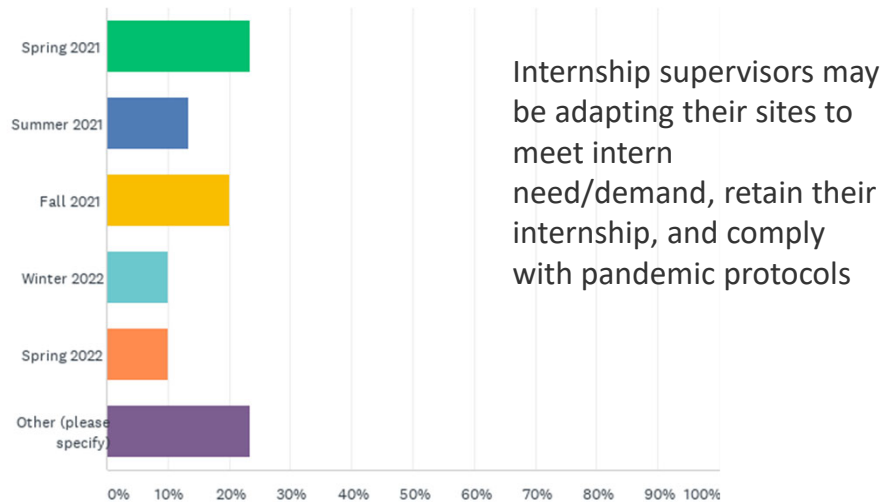
Answered: 142 Skipped: 105

ANSWER CHOICES	RESPONSES	
No	78.17%	111
Yes	21.83%	31
TOTAL		142

Powered by  SurveyMonkey

Please indicate/estimate timeframe when you anticipate being active again.

Answered: 30



Powered by SurveyMonkey

Internships (n=30) are looking to be active again between spring 2021 to spring 2022. Adapting. Being flexible, some unsure

Q40: Please indicate/estimate timeframe when you anticipate being active again.

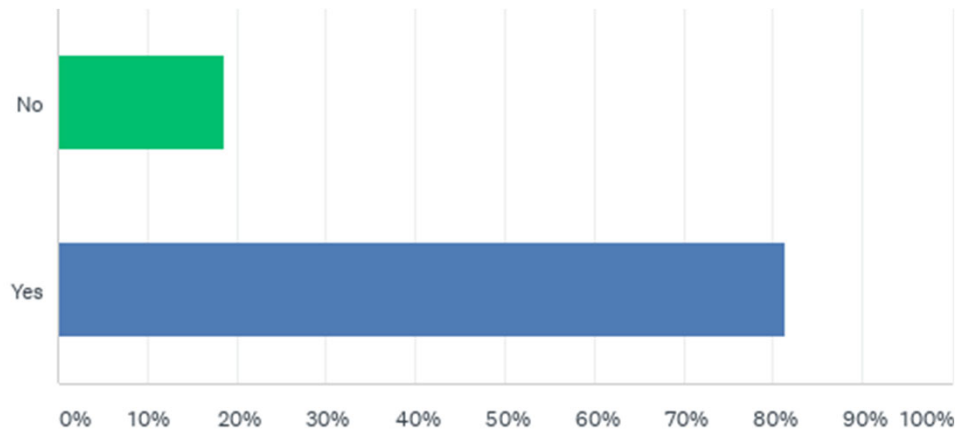
Answered: 30 Skipped: 217

ANSWER CHOICES	RESPONSES	
Spring 2021	23.33%	7
Summer 2021	13.33%	4
Fall 2021	20.00%	6
Winter 2022	10.00%	3
Spring 2022	10.00%	3
Other (please specify)	23.33%	7
TOTAL		30

Powered by  SurveyMonkey

Are you able to have interns on site?

Answered: 140



Powered by  SurveyMonkey

A little over 80% (n=140) are able to have interns on site.

Q41: Are you able to have interns on site?

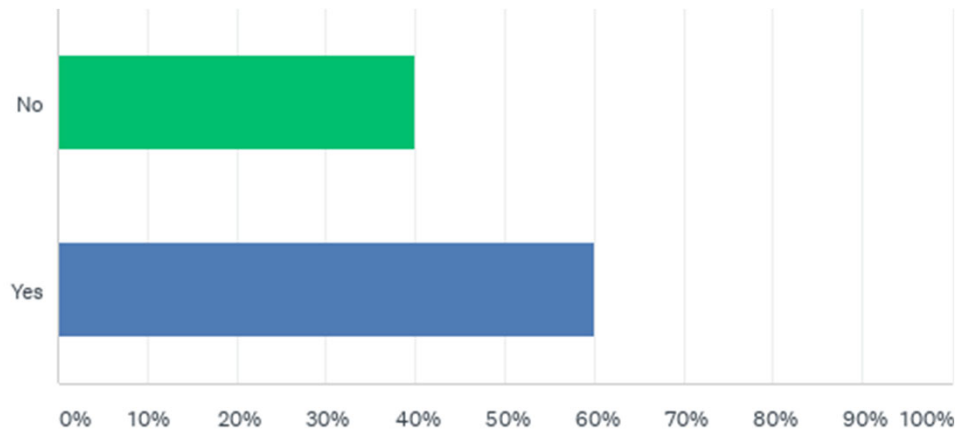
Answered: 140 Skipped: 107

ANSWER CHOICES	RESPONSES	
No	18.57%	26
Yes	81.43%	114
TOTAL		140

Powered by  SurveyMonkey

Are you able to train interns through telehealth?

Answered: 140



Powered by  SurveyMonkey

60% are able to train interns via telehealth.

Q42: Are you able to train interns through telehealth?

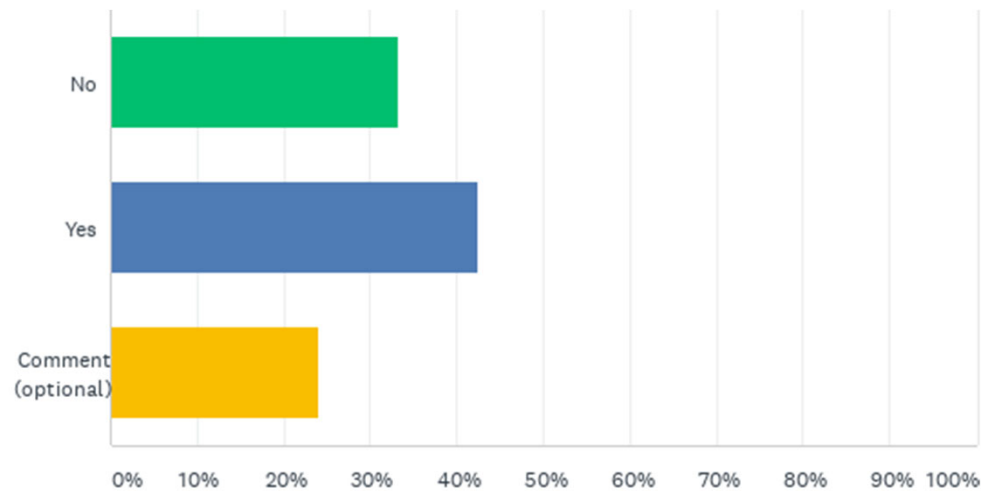
Answered: 140 Skipped: 107

ANSWER CHOICES	RESPONSES	
No	40.00%	56
Yes	60.00%	84
TOTAL		140

Powered by  SurveyMonkey

Does your internship site also host practica students?

Answered: 141 Skipped: 106



Powered by  SurveyMonkey

About 42% also host practice students at their internship site (N=141 responding)

Q43: Does your internship site also host practica students?

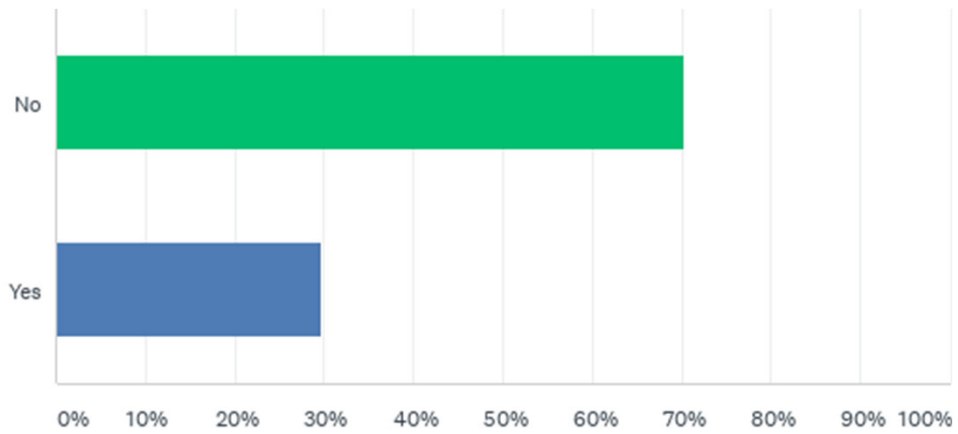
Answered: 141 Skipped: 106

ANSWER CHOICES	RESPONSES	
No	33.33%	47
Yes	42.55%	60
Comment (optional)	24.11%	34
TOTAL		141

Powered by  SurveyMonkey

Do you have the capacity to temporarily host new or additional practica students at your intern site?

Answered: 138



Powered by  SurveyMonkey

30% have the capacity to temporarily host new or additional practica students at their intern site.

Q44: Do you have the capacity to temporarily host new or additional practica students at your intern site?

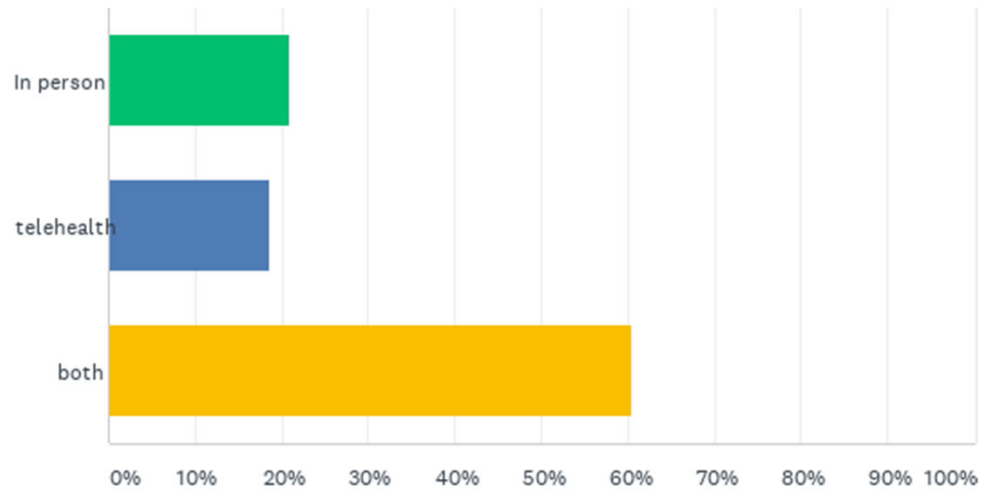
Answered: 138 Skipped: 109

ANSWER CHOICES	RESPONSES	
No	70.29%	97
Yes	29.71%	41
TOTAL		138

Powered by  SurveyMonkey

If yes hosting practica at intern site, could you host in person, telehealth, or both opportunities?

Answered: 43



Powered by  SurveyMonkey

Of those who can host more as practica students, 59% can do it either in person or telehealth, 20% in person, and almost 19% telehealth.

Q45: If yes to the above question, could you host in person, telehealth, or both opportunities?

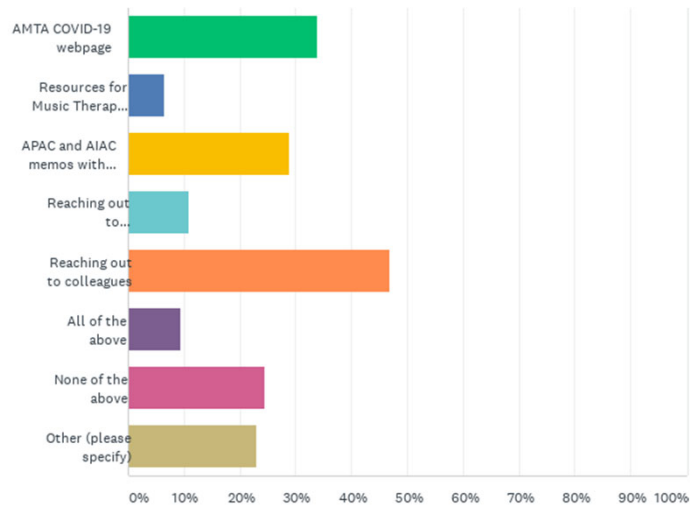
Answered: 43 Skipped: 204

ANSWER CHOICES	RESPONSES	
In person	20.93%	9
telehealth	18.60%	8
both	60.47%	26
TOTAL		43

Powered by  SurveyMonkey

Q46: Which resources have you utilized to help students meet their internship hours? [Select all that apply]

Answered: 139 Skipped: 108



Powered by  SurveyMonkey

Q46: Which resources have you utilized to help students meet their internship hours? [Select all that apply]

Answered: 139 Skipped: 108

ANSWER CHOICES	RESPONSES	
AMTA COVID-19 webpage	33.81%	47
Resources for Music Therapy Educators website	6.47%	9
APAC and AIAC memos with guidance for Education and Clinical Training Documents	28.78%	40
Reaching out to chairs/members of APAC and AIAC	10.79%	15
Reaching out to colleagues	46.76%	65
All of the above	9.35%	13
None of the above	24.46%	34
Other (please specify)	23.02%	32
Total Respondents: 139		

Powered by  SurveyMonkey